
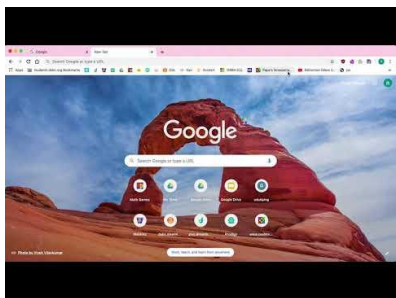

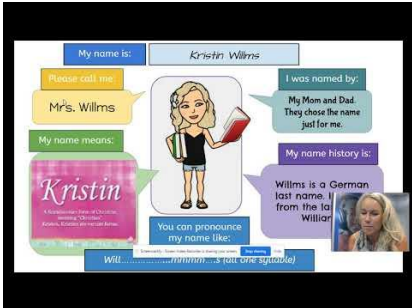






Welcome to Virtual School

Grades 2 & 3

We are so excited to begin this learning journey with you and wanted to take some time to share some important information and activities with you to get you started.

	<p>One of the most important things you need to do in order to access all of the Virtual Learning tools is login to Chrome! This video will walk you through, step by step, how to do this!</p> <p><b>Many more tech tutorials will be shared via your child's teacher.</b></p>	
	<p>Getting to know each other virtually is a little different than in class. <a href="#">Here</a> is an activity for you to do today so that you are prepared to introduce yourself to your teacher and classmates tomorrow!</p> <p>We all have a "Name Story", listen to the story, <a href="#">Alma and how she got her name</a>, about a little girl who learns the story of her name.</p>	<div><p><a href="#">Click here for a French option!</a></p></div>
	<p>Having a Growth Mindset means you believe that you can learn anything that you put your mind to. It is important to develop a growth mindset. Watch this video about The Power of Yet to see how a growth mindset works!</p>	
	<p>Numbers can be represented in a variety of ways. The number is <b>24</b>. Represent <b>24</b> in as many different ways as you can. When you are finished, take a picture of your work so you can share with your class later in the week.</p>	
<p>Patterns are everywhere! Take a walk around your house and look for patterns! Talk to your family about the patterns you see.</p> <p>Here is an example of a pattern. ---&gt;</p> <p><b>What patterns do you see?</b></p> <p>Have a few ideas ready to share with your class throughout the week.</p>		
<p><i>We will leave you with this message from Kid President!</i></p>		